



Campus Climate Survey
Level of Satisfaction Results
Spring 2011

Chart 1: Survey Results

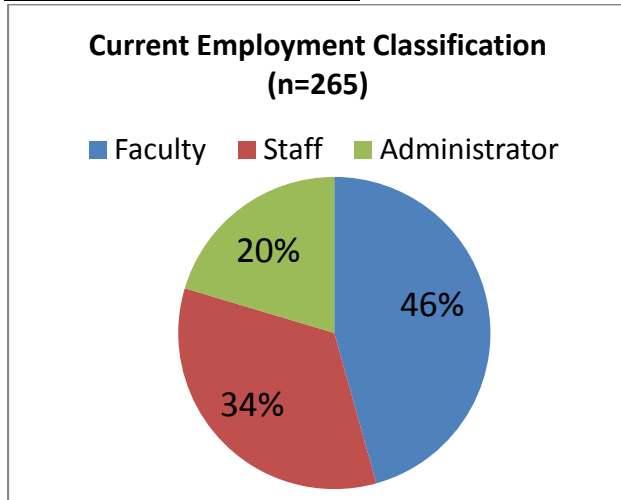


Chart 2: Actual CC Distribution

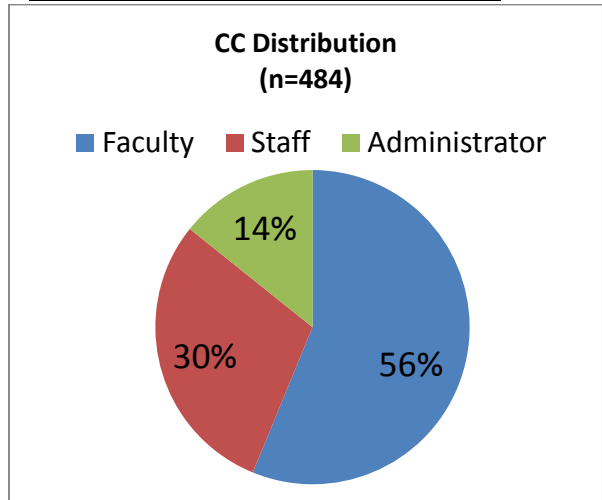


Chart 3: Survey Results

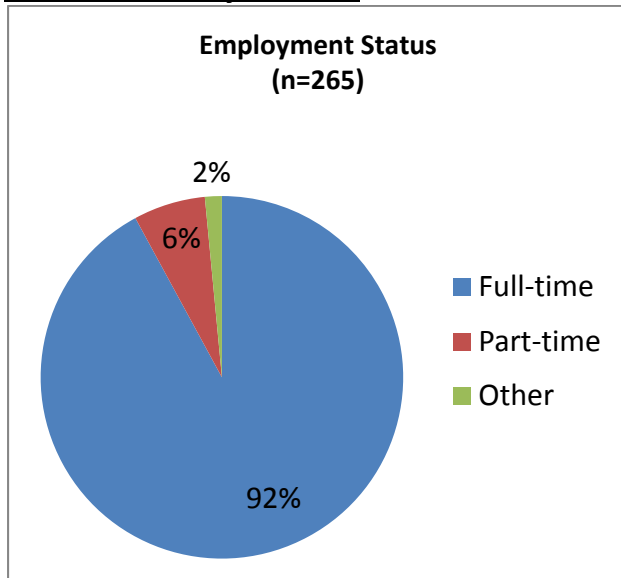


Chart 4: Actual CC Distribution

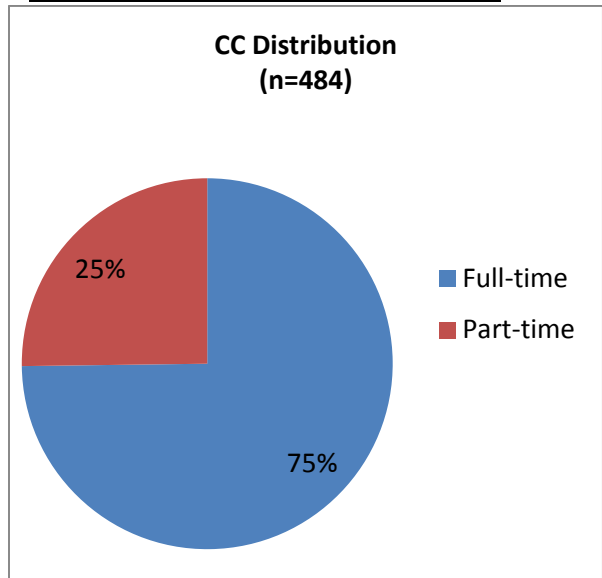


Chart 5: Years of Employment

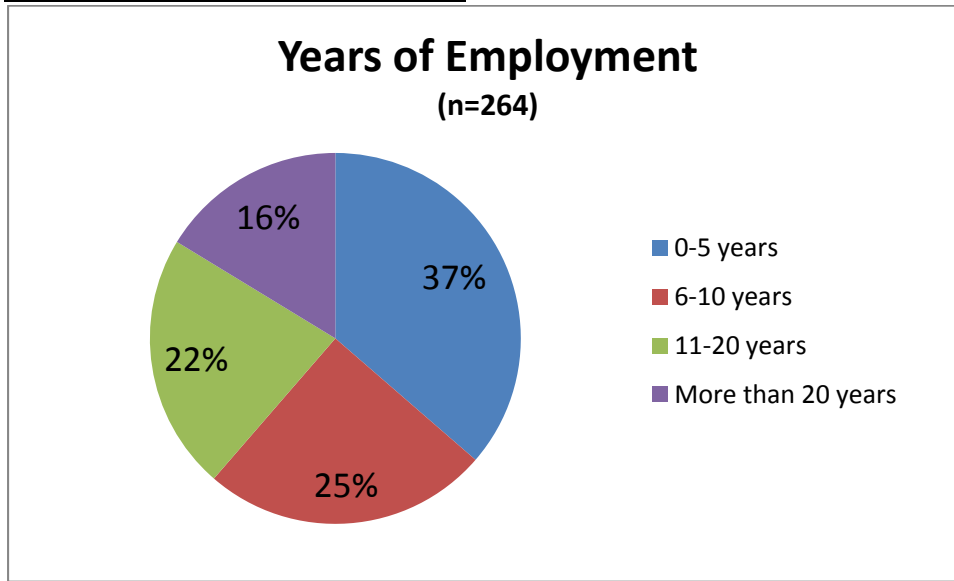


Table 1: Level of Satisfaction Results

Please indicate your level of satisfaction with each statement.								
Answer Options	Very Satisfied	Satisfied	Neutral	Unsatisfied	Very Unsatisfied	Does Not Apply	Rating Average	Response Count
Access to campus administrators	26.8% (69)	49.8% (128)	14.4% (37)	4.3% (11)	4.3% (11)	0.4% (1)	2.11	257
Access to employees in other offices or areas of campus	21.4% (55)	60.3% (155)	13.2% (34)	3.1% (8)	1.2% (3)	0.8% (2)	2.05	257
Access to my supervisor	56.8% (146)	26.8% (69)	5.8% (15)	5.4% (14)	5.1% (13)	0.0% (0)	1.75	257
Administrative leadership of the campus	15.3% (39)	35.3% (90)	23.9% (61)	16.1% (41)	9.0% (23)	0.4% (1)	2.69	255
Attitude of employees toward students	21.3% (54)	52.4% (133)	16.9% (43)	7.1% (18)	1.6% (4)	0.8% (2)	2.18	254
Availability of information about activities on campus	24.9% (64)	52.5% (135)	14.0% (36)	7.0% (18)	1.6% (4)	0.0% (0)	2.08	257
Breadth of programs and services offered to employees	19.3% (49)	52.0% (132)	18.9% (48)	7.9% (20)	1.6% (4)	0.4% (1)	2.22	254
Breadth of programs and services offered to students	22.0% (56)	52.0% (132)	14.6% (37)	4.3% (11)	0.8% (2)	6.3% (16)	2.29	254

Budgetary support for professional development activities	19.0% (48)	37.5% (95)	21.3% (54)	15.4% (39)	5.1% (13)	1.6% (4)	2.55	253
College publications and promotional materials	20.7% (53)	46.9% (120)	19.9% (51)	8.6% (22)	2.7% (7)	1.2% (3)	2.29	256
College's support of distance learning initiatives	14.4% (36)	44.8% (112)	20.8% (52)	7.2% (18)	4.4% (11)	8.4% (21)	2.68	250
Conflict resolution procedures used on campus	6.4% (16)	21.3% (53)	33.3% (83)	17.7% (44)	13.7% (34)	7.6% (19)	3.34	249
Employee benefits package	26.5% (67)	49.4% (125)	12.3% (31)	7.5% (19)	1.2% (3)	3.2% (8)	2.17	253
Employee training programs on campus	14.3% (36)	46.0% (116)	24.6% (62)	8.3% (21)	2.0% (5)	4.8% (12)	2.52	252
Mission statement of the College	20.2% (51)	56.9% (144)	19.0% (48)	2.0% (5)	0.8% (2)	1.2% (3)	2.10	253
Opportunities for involvement in activities on campus	23.9% (61)	55.7% (142)	13.3% (34)	4.3% (11)	2.4% (6)	0.4% (1)	2.07	255
Personal security/safety on campus	36.3% (93)	47.7% (122)	10.2% (26)	3.1% (8)	2.3% (6)	0.4% (1)	1.89	256
Physical facilities on campus	24.8% (63)	49.6% (126)	16.5% (42)	6.7% (17)	1.6% (4)	0.8% (2)	2.13	254
Planning processes used on campus	8.0% (20)	28.4% (71)	32.8% (82)	19.6% (49)	9.6% (24)	1.6% (4)	2.99	250
Policies and procedures governing campus operations	7.1% (18)	36.5% (92)	31.0% (78)	17.5% (44)	7.5% (19)	0.4% (1)	2.83	252
Resources and services provided by the Library	31.6% (80)	48.2% (122)	15.4% (39)	1.2% (3)	0.8% (2)	2.8% (7)	2.00	253
Resources and services provided by the Career Center	27.8% (69)	45.6% (113)	15.7% (39)	0.8% (2)	0.8% (2)	9.3% (23)	2.29	248
Technology available on campus	13.3% (34)	45.3% (116)	14.8% (38)	16.4% (42)	9.4% (24)	0.8% (2)	2.66	256
Answer Options	Very Satisfied	Satisfied	Neutral	Unsatisfied	Very Unsatisfied	Does Not Apply	Rating Average	Response Count
<i>answered question</i>								257
<i>skipped question</i>								8