

**COMMUNITY COLLEGE DISTRICT ANNUAL BUDGET**

**for**

**Fiscal Year Beginning July 1, 2008 and Ending June 30, 2009**

**CASPER COLLEGE**

Adopted by the Casper College District Board

July 16, 2008

## TABLE OF CONTENTS

	<u>Page</u>
Budget Message	1-2
Public Notice	3
Expenditure Authority Resolution	4
Resolution to Provide Income	5
Total Current Funds Budget	
Annual Budget Summary	6-7
Budget Detail - Revenue	8-9
Budget Detail - Expenditures	10-12
Current Funds - Sub Budgets:	
Unrestricted Operating Fund	
Annual Budget Summary	13
Budget Detail - Revenue	14
Budget Detail - Expenditures	15-16
Unrestricted Auxiliary Fund	
Annual Budget Summary	17
Budget Detail - Revenue	18
Budget Detail - Expenditures	19
Unrestricted One-Mill Fund	
Annual Budget Summary	20
Budget Detail - Revenue	21
Budget Detail - Expenditures	22-23
Restricted Current Funds	
Annual Budget Summary	24
Budget Detail - Revenue	25
Budget Detail - Expenditures	26-27
Plant Funds	
Annual Budget Summary	28
Budget Detail - Revenue	29
Budget Detail - Expenditures	30
Loan Funds	
Annual Budget Summary	31
Budget Detail - Revenue	32
Budget Detail - Expenditures	33
Endowment Funds	
Annual Budget Summary	34
Budget Detail - Revenue	35
Budget Detail - Expenditures	36
Debt Service - General Obligation Bonds	
Bond Issue Summary	37
Statement of Borrowing Capacity	38
Debt Service - Revenue Bonds	
Bond Issue Summary	39

## CASPER COLLEGE BUDGET MESSAGE

Fiscal Year Ending June 30, 2009

Members of the District Board:

We are pleased to present the annual budget for the fiscal year 2009. This budget is for the first year of the 2009-2010 Legislative biennial funding and budget cycle.

This budget is designed to accommodate our personnel responsibilities, the demands for instructional programs and workforce training which includes, equipment and supplies, services and support for students, and the needs relating to the operation and maintenance of the physical plant.

The 2008 Legislature appropriated \$186,549,970 to the Wyoming Community College Commission (WCCC) for distribution to the seven community colleges during the 2009-2010 Biennium. The general fund formula distribution is projected to be \$22,489,183 for the year. This amount along with the estimated health insurance reimbursement of \$2,900,000 and support for nursing faculty of \$70,908 brings the total projected state operating fund support to \$25,460,091. This is \$1,698,724 more than the amount received last fiscal year.

Local Tax revenue is projected to be greater than last year due to a small increase in assessed valuation. The estimate of \$5,125,000 from the required 4 mills and motor vehicle fees remains unchanged from the preliminary budget presented to the Board at the May 2008 board meeting. The optional 1 mill levy will continue through the 2009 year period and is budgeted to provide funding to support the grants office, instructional equipment and physical plant needs. A hearing will need to occur prior to the end of fiscal year 2009 should the Board wish to continue the 1 mill levy.

Tuition income is projected to be 4% more than the prior year based upon tuition rates authorized by the WCCC and enrollments similar to those currently being experienced. Income from cafeteria and housing is anticipated to be approximately 5% more due to rate increases previously approved per previous Board action and occupancy similar to last year.


The College's Plant Fund will continue to receive the annual distribution of Coal Lease Bonus funding of \$313,382. This funding is to be utilized for emergency repairs and deferred maintenance needs. Continuation of campus landscaping and infrastructure improvements related to the Campus Master Plan will occur with funding from state major maintenance allocation received at the beginning of the biennium. A major maintenance allocation of \$2,498,569 is anticipated to be provided at the beginning of the FY09 Biennium.

Restricted current funds revenue and expenditures are projected to increase for fiscal year 2009. The increase is budgeted in anticipation of additional awards to support the business incubator consortium, the renewable energy appropriation from the federal government as well as continued funding from the Department of Labor for Power Plant Management & Technology, the Gear-Up program, Library Support, Hathaway Scholarships and Federal Student Aid programs.

Increased compensation for employees, consistent with the legislative request and approved by the Board, are provided for in this budget. The employee group health insurance premiums are anticipated to experience increases in premiums with the employee responsible for 15% of the total.

Operating expense allocations have been provided to Division and Department Heads, with most receiving increases. Physical Plant expenses for utilities are anticipated to increase and the budget was increased by approximately 7% to meet this estimate. A budget contingency account continues from last year with funding of \$400,000 for unanticipated needs that may arise during the year. An Innovation budget continues to be funded for 2009. These funds have provided support for the development of new programming initiatives and innovative ideas identified that will go beyond current Casper College practices. Additional equipment funding, while less than last years initial budget allocations, have been provided in the operating and one-mill fund budgets.

We believe that this budget will allow us to continue to meet our mission of student success to provide high quality educational opportunities and training to improve quality of life and sustainable community building and citizenship.



Bill Hambrick  
President, Casper College District Board



Walter Nolte  
President, Casper College

NOTICE OF HEARING ON CASPER COMMUNITY COLLEGE BUDGET

Notice is hereby given that a public hearing on the proposed budget for Casper College for the 2008-2009 fiscal year ending June 30, 2009, which is now being considered by the Casper College District Board, will be held at Casper College, Casper, Wyoming, on the 16th day of July, 2008, at seven o'clock (7:00) p.m., at which time any and all persons interested may appear and be heard.

SUMMARY OF BUDGET

	Est. Cash Available July 1st (1)	Estimated Revenue Without Tax (2)	Cash & Estimated Revenue (3)	Estimated Tax Requirement* (4)	Estimated Expenditures (5)
Current Funds	8,175,109	46,257,021	54,432,130	6,407,500	53,286,897
Plant Funds	1,594,590	3,236,951	4,831,541	0	1,250,000
Loan Funds	639,423	23,000	662,423	0	3,000
Endowment Funds	7,625,662	930,000	8,555,662	0	1,000,000
<b>Total</b>	<b>18,034,784</b>	<b>50,446,972</b>	<b>68,481,756</b>	<b>6,407,500</b>	<b>55,539,897</b>
Debt Service (G.O.)	0	0	0	0	0
Central Wy. BOCES				640,625	640,625

\* Four mills must be levied against the college district assessed valuation. Motor vehicle tax included. Optional one mill levy as provided by W.S. 21-18-303(b) is included.

Published:  
Casper Star Tribune, July 9, 2008

THE CASPER COLLEGE DISTRICT BOARD  
By: Lynnde Colling  
Vice President, Administrative Services

EXPENDITURE AUTHORITY RESOLUTION

WHEREAS, on the 16th day of July, 2008, the budget making authority prepared and submitted to the Board of Trustees of Casper Community College District a budget for the fiscal year ending June 30, 2009.

WHEREAS, such a budget was duly entered at large upon the records of this Board and a copy was available for public inspection at the college business office; and

WHEREAS, notice of a public hearing on such budget, together with the summary of said budget, was published in the Casper Star Tribune, a legal newspaper published and of general circulation in the county on the 9th day of July, 2008 and

WHEREAS, a public hearing was held on such a budget at the time and place specified in said notice, at which time all interested parties were given an opportunity to be heard; and

WHEREAS, following such public hearing certain alterations and revisions were made in such proposed budget, all of which more fully appears in the minutes of this board.

NOW, THEREFORE, BE IT RESOLVED by the Board of Trustees of Casper Community College District that the budget, as so revised and altered, be adopted as the official college budget for the fiscal year ending June 30, 2009.

BE IT FURTHER RESOLVED, that the following appropriations be made for the 2008/2009 fiscal year ending June 30, 2009, and that the expenditures be limited to the amount appropriated herein.

Dated this 16th day of July, 2008.

Attest:		EXPENDITURE AUTHORITY
		CURRENT FUNDS.....\$ 53,286,897
		PLANT FUNDS.....\$ 1,250,000
		LOAN FUNDS.....\$ 3,000
		ENDOWMENT.....\$ 1,000,000
		DEBT SERVICE..... \$ 0
		TOTAL - ALL.....\$ 55,539,897

## RESOLUTION TO PROVIDE INCOME

WHEREAS, on the 16th day of July, 2008, this Board adopted a college budget for the 2008/2009 fiscal year ending June 30, 2009, calling for the following appropriations:

Current Funds.....	\$53,286,897
Plant Funds.....	1,250,000
Loan Funds.....	3,000
Endowment Funds.....	1,000,000
Debt Service.....	0
TOTAL	\$55,539,897








AND WHEREAS, after deducting all other cash and estimated revenue, it is necessary that the following amounts be raised by general taxation, and in order to raise such sums of money, it is necessary that levies be made for the fiscal year ending June 30, 2009 as shown opposite each fund amounts to be raised by taxes:

	Amount to be raised	
Current Funds.....	\$ 5,125,000	4 mills
	1,282,500	1 mill
Debt Service.....	0	
Interest.....		
Principal.....		
 Central Wyo. BOCES	 640,625	 .5 mill

NOW BE RESOLVED by the Board of Trustees of Casper Community College District that the foregoing levies be made for the fiscal year ending June 30, 2009.

Dated this 16th day of July, 2008.

Attest:

*[Handwritten signature]*  
  
  
  
  
  
  


ANNUAL BUDGET SUMMARY  
TOTAL CURRENT FUNDS

ITEM	ACTUAL 2006-2007 (A)	EST ACTUAL 2007-2008 (B)	PROPOSED 2008-2009 (C)	ADOPTED 2008-2009 (D)
<b>REVENUE:</b>				
TUITION & FEES	4,965,639	5,649,914	5,723,000	5,723,000
FEDERAL APPROPRIATIONS				
STATE APPROPRIATIONS	19,785,980	23,761,367	25,460,091	25,460,091
LOCAL APPROPRIATIONS	5,770,068	6,272,478	6,407,500	6,407,500
FEDERAL GRANT AND CONTRACTS	2,272,259	4,653,642	8,950,000	8,950,000
STATE GRANT AND CONTRACTS	1,791,157	583,303	1,465,000	1,465,000
LOCAL GRANTS AND CONTRACTS	160,545	229,017	273,100	273,100
PRIVATE GIFTS/GRANTS/CONTRACTS	221,227	471,392	1,395,000	1,395,000
ENDOWMENT INCOME				
SALES & SERVICES/EDUCATIONAL ACTIVITIES	60,381	101,095	100,000	100,000
SALES & SERVICES/AUXILIARY ENTERPRISES	1,883,075	2,223,467	2,131,330	2,131,330
OTHER SOURCES	822,564	920,096	759,500	759,500
<b>TOTAL REVENUE</b>	<b>37,732,895</b>	<b>44,865,771</b>	<b>52,664,521</b>	<b>52,664,521</b>
<b>OTHER FUNDING SOURCES:</b>				
CARRYOVER	2,815,909	5,632,508	8,175,109	8,175,109
TRANSFERS	48,696	116,305	100,000	100,000
OTHER				
<b>TOTAL OTHER</b>	<b>2,864,605</b>	<b>5,748,813</b>	<b>8,275,109</b>	<b>8,275,109</b>
<b>TOTAL CURRENT FUNDS REVENUE AND OTHER</b>	<b>40,597,500</b>	<b>50,614,584</b>	<b>60,939,630</b>	<b>60,939,630</b>
<b>EXPENDITURES BY PROGRAM:</b>				
INSTRUCTION	15,206,227	18,984,574	25,678,175	25,678,175
RESEARCH	54,953	58,304	61,000	61,000
PUBLIC SERVICE	120,703	241,613	217,000	217,000
ACADEMIC SUPPORT	2,475,015	2,948,804	3,207,278	3,207,278
STUDENT SERVICES	2,583,626	3,013,611	3,670,090	3,670,090
INSTITUTIONAL SUPPORT	4,805,404	5,803,540	6,709,598	6,709,598
OPERATION & MAINTENANCE OF PLANT	4,419,170	4,703,334	5,877,614	5,877,614
SCHOLARSHIPS & FELLOWSHIPS	3,353,080	4,198,291	4,962,374	4,962,374
<b>TOTAL EXPENDITURES</b>	<b>33,018,178</b>	<b>39,952,070</b>	<b>50,383,129</b>	<b>50,383,129</b>
MANDATORY TRANSFERS				
NON-MANDATORY TRANSFERS				
<b>TOTAL TRANSFERS</b>	<b>0</b>	<b>0</b>	<b>0</b>	<b>0</b>
AUXILIARY ENTERPRISES				
EXPENDITURES	1,946,814	2,487,405	2,903,768	2,903,768
MANDATORY TRANSFERS				
NON-MANDATORY TRANSFERS				
<b>TOTAL EXP. AND TRANSFERS</b>	<b>1,946,814</b>	<b>2,487,405</b>	<b>2,903,768</b>	<b>2,903,768</b>
<b>TOTAL CURRENT FUNDS EXP. AND TRANSFERS</b>	<b>34,964,992</b>	<b>42,439,475</b>	<b>53,286,897</b>	<b>53,286,897</b>

ANNUAL BUDGET SUMMARY  
TOTAL CURRENT FUNDS

ITEM	ACTUAL 2006-2007 (A)	EST ACTUAL 2007-2008 (B)	PROPOSED 2008-2009 (C)	ADOPTED 2008-2009 (D)
EXPENDITURES BY SERIES:				
SALARY	17,959,202	21,584,703	22,874,331	22,874,331
BENEFITS	5,392,072	7,129,598	8,036,699	8,036,699
OPERATING EXPENSES	10,749,984	12,738,862	16,104,115	16,104,115
CAPITAL OUTLAY	863,734	986,312	6,271,752	6,271,752
TOTAL EXPENDITURES	<u>34,964,992</u>	<u>42,439,475</u>	<u>53,286,897</u>	<u>53,286,897</u>
MANDATORY TRANSFERS		0	0	0
NON-MANDATORY TRANSFERS	0	0	0	0
TOTAL TRANSFERS	<u>0</u>	<u>0</u>	<u>0</u>	<u>0</u>
TOTAL CURRENT FUNDS EXP. AND TRANSFERS	<u>34,964,992</u>	<u>42,439,475</u>	<u>53,286,897</u>	<u>53,286,897</u>
NET INCREASE (DECREASE)	5,632,508	8,175,109	7,652,733	7,652,733

BUDGET DETAIL  
TOTAL CURRENT FUNDS--REVENUE

ITEM	ACTUAL 2006-2007 (A)	EST ACTUAL 2007-2008 (B)	PROPOSED 2008-2009 (C)	ADOPTED 2008-2009 (D)
REVENUE:				
TUITION AND FEES				
CREDIT TUITION, IN-STATE	3,718,034	4,021,308	4,110,000	4,110,000
CREDIT TUITION, OUT-STATE	225,833	226,751	255,000	255,000
CREDIT TUITION, WUE	301,392	387,017	335,000	335,000
CONTINUING EDUCATION TUITION	136,449	269,080	265,000	265,000
COMMUNITY SERVICES TUITION	112,042	212,188	200,000	200,000
COURSE FEES	162,697	182,674	182,000	182,000
OTHER FEES	309,192	350,896	376,000	376,000
FEDERAL APPROPRIATIONS				
STATE APPROPRIATIONS				
STATE AID APPROPRIATION	19,785,980	23,761,367	25,460,091	25,460,091
LOCAL APPROPRIATIONS				
FOUR-MILL	3,820,947	4,137,375	4,215,000	4,215,000
ONE-MILL	1,154,012	1,254,496	1,282,500	1,282,500
MOTOR VEHICLE FEES	795,109	880,607	910,000	910,000
OTHER LOCAL REVENUE				
FEDERAL GRANTS AND CONTRACTS				
	2,272,259	4,653,642	8,950,000	8,950,000
STATE GRANTS AND CONTRACTS				
	1,791,157	583,303	1,465,000	1,465,000
LOCAL GRANTS AND CONTRACTS				
BOCES/BOCHES	160,545	229,017	273,100	273,100
PRIVATE GIFTS/GRANTS/CONTRACTS				
	221,227	471,392	1,395,000	1,395,000
ENDOWMENT INCOME				
UNRESTRICTED				
RESTRICTED				
OTHER INCOME				
SALES/SERVICES-EDUCATIONAL ACTIVITIES				
INSTRUCTION	60,381	101,095	100,000	100,000
RESEARCH				
PUBLIC SERVICE				
OTHER				
SALES/SERVICES--AUXILIARY ENTERPRISES				
FOOD SERVICE	708,899	838,641	789,700	789,700
RENTALS				
RESIDENCE HALLS	867,629	1,046,035	1,017,630	1,017,630
BOOKSTORES				
STUDENT CENTER	149,989	164,271	164,000	164,000
COPIER CENTERS				
DAY-CARE CENTERS	156,558	174,520	160,000	160,000
OTHER	2,231	10,360	1,500	1,500

BUDGET DETAIL  
TOTAL CURRENT FUNDS--REVENUE

ITEM	ACTUAL 2006-2007 (A)	EST ACTUAL 2007-2008 (B)	PROPOSED 2008-2009 (C)	ADOPTED 2008-2009 (D)
OTHER SOURCES				
GATE RECEIPTS	15,688	28,367	18,000	18,000
INVESTMENT INCOME	565,502	569,939	548,000	548,000
MISCELLANEOUS DEPOSITS	239,143	311,430	192,000	192,000
TOTAL REVENUE	<u>37,732,895</u>	<u>44,865,771</u>	<u>52,664,521</u>	<u>52,664,521</u>
OTHER FUNDING SOURCES:				
CARRYOVER	2,815,909	5,632,508	8,175,109	8,175,109
TRANSFERS	48,696	116,305	100,000	100,000
OTHER				
TOTAL OTHER	<u>2,864,605</u>	<u>5,748,813</u>	<u>8,275,109</u>	<u>8,275,109</u>
TOTAL CURRENT FUNDS REVENUE AND OTHER	<u><u>40,597,500</u></u>	<u><u>50,614,584</u></u>	<u><u>60,939,630</u></u>	<u><u>60,939,630</u></u>

BUDGET DETAIL  
TOTAL CURRENT FUNDS--EXPENDITURES

ITEM	ACTUAL 2006-2007 (A)	EST ACTUAL 2007-2008 (B)	PROPOSED 2008-2009 (C)	ADOPTED 2008-2009 (D)
EXPENDITURES BY PROGRAM				
INSTRUCTION--ALL OTHER				
SALARIES	9,764,947	12,010,625	12,509,358	12,509,358
BENEFITS	2,819,518	3,691,471	4,146,739	4,146,739
OPERATING EXPENSES	1,205,206	1,455,339	2,521,130	2,521,130
CAPITAL OUTLAY	426,394	617,128	5,200,000	5,200,000
TOTAL EXPENDITURES	<u>14,216,065</u>	<u>17,774,562</u>	<u>24,377,227</u>	<u>24,377,227</u>
INSTRUCTION--CONT.ED.				
SALARIES	116,521	131,540	164,550	164,550
BENEFITS	26,633	54,658	74,850	74,850
OPERATING EXPENSES	147,702	187,442	194,000	194,000
CAPITAL OUTLAY	12,474	8,042	0	0
TOTAL EXPENDITURES	<u>303,330</u>	<u>381,683</u>	<u>433,400</u>	<u>433,400</u>
INSTRUCTION--ABE,GED,ESL				
SALARIES	388,589	433,964	440,044	440,044
BENEFITS	107,464	124,559	111,204	111,204
OPERATING EXPENSES	186,647	269,806	311,300	311,300
CAPITAL OUTLAY	4,132	0	5,000	5,000
TOTAL EXPENDITURES	<u>686,832</u>	<u>828,330</u>	<u>867,548</u>	<u>867,548</u>
RESEARCH				
SALARIES	29,413	27,292	35,000	35,000
BENEFITS	2,797	2,698	6,500	6,500
OPERATING EXPENSES	15,536	6,037	14,500	14,500
CAPITAL OUTLAY	7,207	22,277	5,000	5,000
TOTAL EXPENDITURES	<u>54,953</u>	<u>58,304</u>	<u>61,000</u>	<u>61,000</u>
PUBLIC SERVICE--ALL OTHER				
SALARIES	0	0	0	0
BENEFITS	0	0	0	0
OPERATING EXPENSES	0	0	0	0
CAPITAL OUTLAY	0	0	0	0
TOTAL EXPENDITURES	<u>0</u>	<u>0</u>	<u>0</u>	<u>0</u>
PUBLIC SERVICE--COMM.SERV.				
SALARIES	89,208	133,634	110,000	110,000
BENEFITS	7,936	21,195	26,000	26,000
OPERATING EXPENSES	23,559	79,849	81,000	81,000
CAPITAL OUTLAY	0	6,935	0	0
TOTAL EXPENDITURES	<u>120,703</u>	<u>241,613</u>	<u>217,000</u>	<u>217,000</u>

BUDGET DETAIL  
TOTAL CURRENT FUNDS--EXPENDITURES

ITEM	ACTUAL 2006-2007 (A)	EST ACTUAL 2007-2008 (B)	PROPOSED 2008-2009 (C)	ADOPTED 2008-2009 (D)
<b>ACADEMIC SUPPORT</b>				
SALARIES	1,289,015	1,530,981	1,560,584	1,560,584
BENEFITS	401,782	521,128	579,944	579,944
OPERATING EXPENSES	717,442	815,890	981,750	981,750
CAPITAL OUTLAY	66,776	80,805	85,000	85,000
<b>TOTAL EXPENDITURES</b>	<b>2,475,015</b>	<b>2,948,804</b>	<b>3,207,278</b>	<b>3,207,278</b>
<b>STUDENT SERVICES</b>				
SALARIES	1,577,261	1,813,157	2,124,312	2,124,312
BENEFITS	497,009	650,047	737,402	737,402
OPERATING EXPENSES	460,698	504,290	768,376	768,376
CAPITAL OUTLAY	48,658	46,117	40,000	40,000
<b>TOTAL EXPENDITURES</b>	<b>2,583,626</b>	<b>3,013,611</b>	<b>3,670,090</b>	<b>3,670,090</b>
<b>INSTITUTIONAL SUPPORT</b>				
SALARIES	2,355,801	2,810,366	2,994,074	2,994,074
BENEFITS	723,076	981,447	1,128,307	1,128,307
OPERATING EXPENSES	1,628,633	1,949,122	2,399,217	2,399,217
CAPITAL OUTLAY	97,894	62,604	188,000	188,000
<b>TOTAL EXPENDITURES</b>	<b>4,805,404</b>	<b>5,803,540</b>	<b>6,709,598</b>	<b>6,709,598</b>
<b>OPERATION/MAINTENANCE PLANT</b>				
SALARIES	1,653,759	1,854,888	2,026,454	2,026,454
BENEFITS	595,826	790,219	897,874	897,874
OPERATING EXPENSES	1,978,310	2,026,411	2,233,286	2,233,286
CAPITAL OUTLAY	191,275	31,816	720,000	720,000
<b>TOTAL EXPENDITURES</b>	<b>4,419,170</b>	<b>4,703,334</b>	<b>5,877,614</b>	<b>5,877,614</b>
<b>SCHOLARSHIPS AND FELLOWSHIPS</b>				
SALARIES	84,766	69,240	140,691	140,691
OPERATING EXPENSES	3,268,314	4,129,051	4,821,683	4,821,683
<b>TOTAL EXPENDITURES</b>	<b>3,353,080</b>	<b>4,198,291</b>	<b>4,962,374</b>	<b>4,962,374</b>
<b>MANDATORY TRANSFERS</b>				
<b>NON-MANDATORY TRANSFERS</b>				
<b>TOTAL TRANSFERS</b>	<b>0</b>	<b>0</b>	<b>0</b>	<b>0</b>
<b>TOTAL EDUC. &amp; GEN. EXP. &amp; TRANSFER:</b>	<b>33,018,178</b>	<b>39,952,070</b>	<b>50,383,129</b>	<b>50,383,129</b>

BUDGET DETAIL  
TOTAL CURRENT FUNDS--EXPENDITURES

ITEM	ACTUAL 2006-2007 (A)	EST ACTUAL 2007-2008 (B)	PROPOSED 2008-2009 (C)	ADOPTED 2008-2009 (D)
AUXILIARY ENTERPRISES				
EXPENDITURES				
SALARIES	609,922	769,016	769,264	769,264
BENEFITS	210,031	292,176	327,879	327,879
OPERATING EXPENSES	1,117,937	1,315,624	1,777,873	1,777,873
CAPITAL OUTLAY	8,924	110,589	28,752	28,752
TOTAL EXPENDITURES	<u>1,946,814</u>	<u>2,487,405</u>	<u>2,903,768</u>	<u>2,903,768</u>
MANDATORY TRANSFERS				
NON-MANDATORY TRANSFERS				
TOTAL TRANSFERS	<u>0</u>	<u>0</u>	<u>0</u>	<u>0</u>
TOTAL CURRENT FUNDS EXP. AND TRANS	<u><u>34,964,992</u></u>	<u><u>42,439,475</u></u>	<u><u>53,286,897</u></u>	<u><u>53,286,897</u></u>

ANNUAL BUDGET SUMMARY  
UNRESTRICTED OPERATING FUND

ITEM	ACTUAL 2006-2007 (A)	EST ACTUAL 2007-2008 (B)	PROPOSED 2008-2009 (C)	ADOPTED 2008-2009 (D)
<b>REVENUE:</b>				
TUITION & FEES	4,807,502	5,473,716	5,525,000	5,525,000
STATE APPROPRIATIONS	19,785,980	23,761,367	25,460,091	25,460,091
LOCAL APPROPRIATIONS	4,616,056	5,017,982	5,125,000	5,125,000
SALES & SERVICES/EDUCTNL ACTIVITIES	60,381	101,095	100,000	100,000
OTHER SOURCES	655,669	734,037	600,000	600,000
<b>TOTAL REVENUE</b>	<u>29,925,588</u>	<u>35,088,197</u>	<u>36,810,091</u>	<u>36,810,091</u>
<b>OTHER FUNDING SOURCES:</b>				
CARRYOVER	1,596,913	3,634,527	5,155,864	5,155,864
TRANSFERS	0	0	0	0
OTHER	0	0	0	0
<b>TOTAL OTHER</b>	<u>1,596,913</u>	<u>3,634,527</u>	<u>5,155,864</u>	<u>5,155,864</u>
<b>TOTAL OP. FUND REV AND OTHER</b>	<u>31,522,501</u>	<u>38,722,724</u>	<u>41,965,955</u>	<u>41,965,955</u>
<b>EXPENDITURES BY PROGRAM:</b>				
INSTRUCTION	13,754,326	17,175,373	18,061,475	18,061,475
RESEARCH	0	0	0	0
PUBLIC SERVICE	110,387	154,493	117,000	117,000
ACADEMIC SUPPORT	2,255,221	2,669,940	2,921,278	2,921,278
STUDENT SERVICES	2,167,064	2,384,909	2,813,090	2,813,090
INSTITUTIONAL SUPPORT	4,686,723	5,675,247	6,431,659	6,431,659
OPERATION & MAINTENANCE OF PLANT	4,227,643	4,604,775	5,177,614	5,177,614
SCHOLARSHIPS & FELLOWSHIPS	686,610	902,124	1,287,974	1,287,974
<b>TOTAL EXPENDITURES</b>	<u>27,887,974</u>	<u>33,566,860</u>	<u>36,810,090</u>	<u>36,810,090</u>
MANDATORY TRANSFERS	0	0	0	0
NON-MANDATORY TRANSFERS	0	0	0	0
<b>TOTAL TRANSFERS</b>	<u>0</u>	<u>0</u>	<u>0</u>	<u>0</u>
<b>TOTAL OP. FUND EXP. AND TFRS</b>	<u>27,887,974</u>	<u>33,566,860</u>	<u>36,810,090</u>	<u>36,810,090</u>
<b>EXPENDITURES BY SERIES:</b>				
SALARIES	16,341,855	19,531,356	20,463,843	20,463,843
BENEFITS	4,919,770	6,456,655	7,363,562	7,363,562
OPERATING EXPENSES	6,294,539	7,257,715	8,774,685	8,774,685
CAPITAL OUTLAY	331,810	321,134	208,000	208,000
<b>TOTAL EXPENDITURES</b>	<u>27,887,974</u>	<u>33,566,860</u>	<u>36,810,090</u>	<u>36,810,090</u>
MANDATORY TRANSFERS				
NON-MANDATORY TRANSFERS				
<b>TOTAL TRANSFERS</b>	<u>0</u>	<u>0</u>	<u>0</u>	<u>0</u>
<b>TOTAL OP. FUND EXP. AND TFRS</b>	<u>27,887,974</u>	<u>33,566,860</u>	<u>36,810,090</u>	<u>36,810,090</u>
<b>NET INCREASE (DECREASE)</b>	3,634,527	5,155,864	5,155,865	5,155,865

BUDGET DETAIL  
UNRESTRICTED OPERATING FUND - REVENUES

ITEM	ACTUAL 2006-2007 (A)	EST ACTUAL 2007-2008 (B)	PROPOSED 2008-2009 (C)	ADOPTED 2008-2009 (D)
REVENUE:				
TUITION AND FEES				
CREDIT TUITION, IN-STATE	3,718,034	4,021,308	4,110,000	4,110,000
CREDIT TUITION, OUT-DISTRICT				
CREDIT TUITION, OUT-STATE	225,833	226,751	255,000	255,000
CREDIT TUITION, WUE	301,392	387,017	335,000	335,000
CONTINUING EDUCATION TUITION	136,449	269,080	265,000	265,000
COMMUNITY SERVICES TUITION	112,042	212,188	200,000	200,000
COURSE FEES	162,697	182,674	182,000	182,000
OTHER FEES	151,055	174,698	178,000	178,000
STATE APPROPRIATIONS				
STATE AID APPR	18,445,408	21,272,160	22,489,183	22,489,183
STATE APPROP. - HEALTH INS.	1,281,799	2,420,815	2,900,000	2,900,000
STATE APPROP. - NURSING	58,773	68,392	70,908	70,908
STATE APPROP. - REIMB. UTILITIES EXP.				
MINERAL SEVERANCE				
LOCAL APPROPRIATIONS				
MILL LEVY				
FOUR-MILL	3,820,947	4,137,375	4,215,000	4,215,000
MOTOR VEHICLE FEES	795,109	880,607	910,000	910,000
OTHER LOCAL REVENUE				
SALES/SERVICES-EDUCATIONAL ACTIVITIES				
INSTRUCTION	60,381	101,095	100,000	100,000
RESEARCH				
PUBLIC SERVICE				
OTHER				
OTHER SOURCES				
GATE RECEIPTS	15,688	28,367	18,000	18,000
INVESTMENT INCOME	480,838	484,240	480,000	480,000
MISCELLANEOUS DEPOSITS	159,143	221,430	102,000	102,000
TOTAL REVENUE	<u>29,925,588</u>	<u>35,088,197</u>	<u>36,810,091</u>	<u>36,810,091</u>
OTHER FUNDING SOURCES:				
CARRYOVER	1,596,913	3,634,527	5,155,864	5,155,864
TRANSFERS				
OTHER				
TOTAL OTHER	<u>1,596,913</u>	<u>3,634,527</u>	<u>5,155,864</u>	<u>5,155,864</u>
TOTAL OPERATING FUND REVENUE AND O	<u>31,522,501</u>	<u>38,722,724</u>	<u>41,965,955</u>	<u>41,965,955</u>

BUDGET DETAIL  
UNRESTRICTED OPERATING FUND - EXPENDITURES

ITEM	ACTUAL 2006-2007 (A)	EST ACTUAL 2007-2008 (B)	PROPOSED 2008-2009 (C)	ADOPTED 2008-2009 (D)
EXPENDITURES				
INSTRUCTION--ALL OTHER				
SALARIES	9,590,455	11,765,297	12,059,358	12,059,358
BENEFITS	2,773,494	3,630,425	4,036,739	4,036,739
OPERATING EXPENSES	798,775	999,578	1,268,430	1,268,430
CAPITAL OUTLAY	87,022	152,619	0	0
TOTAL EXPENDITURES	<u>13,249,746</u>	<u>16,547,918</u>	<u>17,364,527</u>	<u>17,364,527</u>
INSTRUCTION--CONT.ED.				
SALARIES	116,521	131,540	164,550	164,550
BENEFITS	26,633	54,658	74,850	74,850
OPERATING EXPENSES	147,702	187,442	194,000	194,000
CAPITAL OUTLAY	12,474	8,042		
TOTAL EXPENDITURES	<u>303,330</u>	<u>381,683</u>	<u>433,400</u>	<u>433,400</u>
INSTRUCTION--ABE,GED,ESL				
SALARIES	40,429	17,948	15,044	15,044
BENEFITS	11,513	1,373	1,204	1,204
OPERATING EXPENSES	149,308	226,451	247,300	247,300
CAPITAL OUTLAY				
TOTAL EXPENDITURES	<u>201,250</u>	<u>245,773</u>	<u>263,548</u>	<u>263,548</u>
RESEARCH				
SALARIES				
BENEFITS				
OPERATING EXPENSES				
CAPITAL OUTLAY				
TOTAL EXPENDITURES	<u>0</u>	<u>0</u>	<u>0</u>	<u>0</u>
PUBLIC SERVICE--ALL OTHER				
SALARIES				
BENEFITS				
OPERATING EXPENSES				
CAPITAL OUTLAY				
TOTAL EXPENDITURES	<u>0</u>	<u>0</u>	<u>0</u>	<u>0</u>
PUBLIC SERVICE--COMM.SERV.				
SALARIES	84,949	94,982	70,000	70,000
BENEFITS	7,125	8,232	14,000	14,000
OPERATING EXPENSES	18,313	51,279	33,000	33,000
CAPITAL OUTLAY				
TOTAL EXPENDITURES	<u>110,387</u>	<u>154,493</u>	<u>117,000</u>	<u>117,000</u>

BUDGET DETAIL  
UNRESTRICTED OPERATING FUND - EXPENDITURES

ITEM	ACTUAL 2006-2007 (A)	EST ACTUAL 2007-2008 (B)	PROPOSED 2008-2009 (C)	ADOPTED 2008-2009 (D)
<b>ACADEMIC SUPPORT</b>				
SALARIES	1,225,612	1,445,137	1,480,584	1,480,584
BENEFITS	379,279	492,407	559,944	559,944
OPERATING EXPENSES	600,954	659,304	850,750	850,750
CAPITAL OUTLAY	49,376	73,092	30,000	30,000
<b>TOTAL EXPENDITURES</b>	<u>2,255,221</u>	<u>2,669,940</u>	<u>2,921,278</u>	<u>2,921,278</u>
<b>STUDENT SERVICES</b>				
SALARIES	1,342,526	1,492,442	1,719,312	1,719,312
BENEFITS	424,433	533,647	635,402	635,402
OPERATING EXPENSES	367,468	343,468	458,376	458,376
CAPITAL OUTLAY	32,637	15,352	0	0
<b>TOTAL EXPENDITURES</b>	<u>2,167,064</u>	<u>2,384,909</u>	<u>2,813,090</u>	<u>2,813,090</u>
<b>INSTITUTIONAL SUPPORT</b>				
SALARIES	2,287,604	2,729,084	2,909,541	2,909,541
BENEFITS	694,597	945,694	1,085,799	1,085,799
OPERATING EXPENSES	1,612,869	1,939,391	2,378,319	2,378,319
CAPITAL OUTLAY	91,653	61,077	58,000	58,000
<b>TOTAL EXPENDITURES</b>	<u>4,686,723</u>	<u>5,675,247</u>	<u>6,431,659</u>	<u>6,431,659</u>
<b>OPERATION/MAINTENANCE PLANT</b>				
SALARIES	1,653,759	1,854,888	2,026,454	2,026,454
BENEFITS	595,826	790,219	897,874	897,874
OPERATING EXPENSES	1,919,410	1,948,715	2,133,286	2,133,286
CAPITAL OUTLAY	58,648	10,953	120,000	120,000
<b>TOTAL EXPENDITURES</b>	<u>4,227,643</u>	<u>4,604,775</u>	<u>5,177,614</u>	<u>5,177,614</u>
<b>SCHOLARSHIPS AND FELLOWSHIPS</b>				
SALARIES	0	38	19,000	19,000
BENEFITS	6,870	0	57,750	57,750
OPERATING EXPENSES	679,740	902,086	1,211,224	1,211,224
<b>TOTAL EXPENDITURES</b>	<u>686,610</u>	<u>902,124</u>	<u>1,287,974</u>	<u>1,287,974</u>
<b>TOTAL OP. FUND EXPENDITURES</b>	27,887,974	33,566,860	36,810,090	36,810,090
<b>MANDATORY TRANSFERS</b>				
<b>NON-MANDATORY TRANSFERS</b>				
<b>TOTAL TRANSFERS</b>	<u>0</u>			
<b>TOTAL OP. FUND EXP. AND TRANSFERS</b>	<u><u>27,887,974</u></u>	<u><u>33,566,860</u></u>	<u><u>36,810,090</u></u>	<u><u>36,810,090</u></u>

ANNUAL BUDGET SUMMARY  
UNRESTRICTED AUXILIARY FUND

ITEM	ACTUAL 2006-2007 (A)	EST ACTUAL 2007-2008 (B)	PROPOSED 2008-2009 (C)	ADOPTED 2008-2009 (D)
<b>REVENUE:</b>				
STUDENT FEES	158,137	176,198	198,000	198,000
SALES & SERVICES/AUX. ENTERPRISES	1,883,075	2,223,467	2,131,330	2,131,330
OTHER SOURCES	137,511	142,658	131,500	131,500
TOTAL REVENUE	<u>2,178,723</u>	<u>2,542,323</u>	<u>2,460,830</u>	<u>2,460,830</u>
<b>OTHER FUNDING SOURCES:</b>				
CARRYOVER	1,032,310	1,312,915	1,484,138	1,484,138
TRANSFERS	48,696	116,305	100,000	100,000
OTHER	0	0	0	0
TOTAL OTHER	<u>1,081,006</u>	<u>1,429,220</u>	<u>1,584,138</u>	<u>1,584,138</u>
TOTAL AUX. FUND REVENUE	<u><u>3,259,729</u></u>	<u><u>3,971,543</u></u>	<u><u>4,044,968</u></u>	<u><u>4,044,968</u></u>
<b>EXPENDITURES BY PROGRAM:</b>				
AUXILIARY ENTERPRISES, STUDENT	1,946,814	2,487,405	2,903,768	2,903,768
AUXILIARY ENTERPRISES, FAC/STAFF				
TOTAL EXPENDITURES	<u>1,946,814</u>	<u>2,487,405</u>	<u>2,903,768</u>	<u>2,903,768</u>
<b>MANDATORY TRANSFERS</b>				
<b>NON-MANDATORY TRANSFERS</b>				
TOTAL TRANSFERS	<u>0</u>	<u>0</u>	<u>0</u>	<u>0</u>
TOTAL AUX. FUND EXP. AND TFRS	<u><u>1,946,814</u></u>	<u><u>2,487,405</u></u>	<u><u>2,903,768</u></u>	<u><u>2,903,768</u></u>
<b>EXPENDITURES BY SERIES:</b>				
SALARIES	609,922	769,016	769,264	769,264
BENEFITS	210,031	292,176	327,879	327,879
OPERATING EXPENSES	1,117,937	1,315,624	1,777,873	1,777,873
CAPITAL OUTLAY	8,924	110,589	28,752	28,752
TOTAL EXPENDITURES	<u>1,946,814</u>	<u>2,487,405</u>	<u>2,903,768</u>	<u>2,903,768</u>
<b>TRANSFERS</b>				
TOTAL AUX. FUND EXP. AND TFRS	<u><u>1,946,814</u></u>	<u><u>2,487,405</u></u>	<u><u>2,903,768</u></u>	<u><u>2,903,768</u></u>
NET INCREASE (DECREASE)	1,312,915	1,484,138	1,141,200	1,141,200

BUDGET DETAIL  
UNRESTRICTED AUXILIARY FUND - REVENUES

ITEM	ACTUAL 2006-2007 (A)	EST ACTUAL 2007-2008 (B)	PROPOSED 2008-2009 (C)	ADOPTED 2008-2009 (D)
REVENUE:				
STUDENT FEES:				
CENTER FACILITY	40,420	45,036	51,000	51,000
INTRAMURAL/REC. ACTIVITIES	45,680	50,898	55,000	55,000
HEALTH SERVICE	72,037	80,264	92,000	92,000
SALES/SERVICES--AUX. ENTERPRISES				
FOOD SERVICE	708,899	838,641	789,700	789,700
RENTALS				
RESIDENCE HALLS/APTS	867,629	1,046,035	1,017,630	1,017,630
BOOKSTORES				
STUDENT CENTER	149,989	164,271	164,000	164,000
COPIER CENTERS				
EARLY CHILDHOOD LEARNING CTR.	156,558	174,520	160,000	160,000
OTHER				
OTHER SOURCES				
GATE RECEIPTS				
INVESTMENT INCOME	55,280	42,298	40,000	40,000
GIFTS - FRC	80,000	90,000	90,000	90,000
MISCELLANEOUS DEPOSITS	2,231	10,360	1,500	1,500
TOTAL REVENUE	<u>2,178,723</u>	<u>2,542,323</u>	<u>2,460,830</u>	<u>2,460,830</u>
OTHER FUNDING SOURCES:				
CARRYOVER (FUND BAL.)	1,032,310	1,312,915	1,484,138	1,484,138
TRANSFERS - OP. FUND SUPPORT	48,696	116,305	100,000	100,000
OTHER				
TOTAL OTHER	<u>1,081,006</u>	<u>1,429,220</u>	<u>1,584,138</u>	<u>1,584,138</u>
TOTAL AUX. FUND REVENUE AND OTHER	<u><u>3,259,729</u></u>	<u><u>3,971,543</u></u>	<u><u>4,044,968</u></u>	<u><u>4,044,968</u></u>

BUDGET DETAIL  
UNRESTRICTED AUXILIARY FUND - EXPENDITURES

ITEM	ACTUAL 2006-2007 (A)	EST ACTUAL 2007-2008 (B)	PROPOSED 2008-2009 (C)	ADOPTED 2008-2009 (D)
EXPENDITURES				
STUDENT--STUDENT CENTER				
SALARIES	211,156	165,198	186,935	186,935
BENEFITS	69,352	63,785	72,507	72,507
OPERATING EXPENSES	87,078	81,512	123,270	123,270
CAPITAL OUTLAY				
TOTAL EXPENDITURES	<u>367,586</u>	<u>310,495</u>	<u>382,712</u>	<u>382,712</u>
STUDENT--FOOD SERVICE				
SALARIES	26,748	27,794	28,394	28,394
BENEFITS	11,003	12,856	20,240	20,240
OPERATING EXPENSES	603,421	704,116	783,000	783,000
CAPITAL OUTLAY	2,167			
TOTAL EXPENDITURES	<u>643,339</u>	<u>744,766</u>	<u>831,634</u>	<u>831,634</u>
STUDENT--HOUSING				
SALARIES	182,389	322,177	282,296	282,296
BENEFITS	71,457	130,372	133,612	133,612
OPERATING EXPENSES	382,861	478,604	577,803	577,803
CAPITAL OUTLAY	6,757	110,589	28,752	28,752
TOTAL EXPENDITURES	<u>643,464</u>	<u>1,041,742</u>	<u>1,022,463</u>	<u>1,022,463</u>
EARLY CHILDHOOD LEARNING CTR.				
SALARIES	189,629	253,847	271,639	271,639
BENEFITS	58,219	85,163	101,520	101,520
OPERATING EXPENSES	37,407	41,198	33,800	33,800
CAPITAL OUTLAY				
TOTAL EXPENDITURES	<u>285,255</u>	<u>380,208</u>	<u>406,959</u>	<u>406,959</u>
OTHER EXP.				
MANDATORY TRANSFERS	7,170	10,194	260,000	260,000
NON-MANDATORY TRANSFERS				
TOTAL TRANSFERS	<u>7,170</u>	<u>10,194</u>	<u>260,000</u>	<u>260,000</u>
TOTAL AUXILIARY FUND	<u><u>1,946,814</u></u>	<u><u>2,487,405</u></u>	<u><u>2,903,768</u></u>	<u><u>2,903,768</u></u>

ANNUAL BUDGET SUMMARY  
UNRESTRICTED ONE-MILL FUND

ITEM	ACTUAL 2006-2007 (A)	EST ACTUAL 2007-2008 (B)	PROPOSED 2008-2009 (C)	ADOPTED 2008-2009 (D)
REVENUE:				
LOCAL APPROPRIATIONS	1,154,012	1,254,496	1,282,500	1,282,500
TOTAL REVENUE	<u>1,154,012</u>	<u>1,254,496</u>	<u>1,282,500</u>	<u>1,282,500</u>
OTHER FUNDING SOURCES:				
CARRYOVER	186,686	685,066	1,535,107	1,535,107
TRANSFERS	0	0	0	0
OTHER	29,384	43,401	28,000	28,000
TOTAL OTHER	<u>216,070</u>	<u>728,467</u>	<u>1,563,107</u>	<u>1,563,107</u>
TOTAL ONE-MILL FUND REV AND OTHER	<u>1,370,082</u>	<u>1,982,963</u>	<u>2,845,607</u>	<u>2,845,607</u>
EXPENDITURES BY PROGRAM:				
INSTRUCTION	350,705	213,291	430,000	430,000
RESEARCH	0	0	0	0
PUBLIC SERVICE	0	0	0	0
ACADEMIC SUPPORT	24,103	7,713	62,000	62,000
STUDENT SERVICES	0	0	20,000	20,000
INSTITUTIONAL SUPPORT	118,681	128,293	277,939	277,939
OPERATIONS & MAINTENANCE OF PLANT	191,527	98,559	700,000	700,000
SCHOLARSHIPS & FELLOWSHIPS	0	0	0	0
TOTAL EXPENDITURES	<u>685,016</u>	<u>447,856</u>	<u>1,489,939</u>	<u>1,489,939</u>
MANDATORY TRANSFERS				
NON-MANDATORY TRANSFERS				
TOTAL TRANSFERS	<u>0</u>	<u>0</u>	<u>0</u>	<u>0</u>
TOTAL ONE-MILL FUND EXP. AND TFRS	<u>685,016</u>	<u>447,856</u>	<u>1,489,939</u>	<u>1,489,939</u>
EXPENDITURES BY SERIES:				
SALARIES	71,533	81,282	84,533	84,533
BENEFITS	29,342	35,753	42,508	42,508
OPERATING EXPENSES	114,838	88,742	162,898	162,898
CAPITAL OUTLAY	469,303	242,079	1,200,000	1,200,000
TOTAL EXPENDITURES	<u>685,016</u>	<u>447,856</u>	<u>1,489,939</u>	<u>1,489,939</u>
MANDATORY TRANSFERS				
NON-MANDATORY TRANSFERS				
TOTAL TRANSFERS	<u>0</u>	<u>0</u>	<u>0</u>	<u>0</u>
TOTAL ONE-MILL FUND EXP. AND TFRS	<u>685,016</u>	<u>447,856</u>	<u>1,489,939</u>	<u>1,489,939</u>
CARRYOVER - END OF YEAR	685,066	1,535,107	1,355,668	1,355,668

BUDGET DETAIL  
UNRESTRICTED ONE-MILL - REVENUES

ITEM	ACTUAL 2006-2007 (A)	EST ACTUAL 2007-2008 (B)	PROPOSED 2008-2009 (C)	ADOPTED 2008-2009 (D)
REVENUE:				
LOCAL APPROPRIATIONS				
MILL LEVY				
OPTIONAL MILL	955,235	1,034,344	1,055,000	1,055,000
MOTOR VEHICLE FEES	198,777	220,152	227,500	227,500
OTHER LOCAL REVENUE				
TOTAL REVENUE	<u>1,154,012</u>	<u>1,254,496</u>	<u>1,282,500</u>	<u>1,282,500</u>
OTHER FUNDING SOURCES:				
CARRYOVER	186,686	685,066	1,535,107	1,535,107
TRANSFERS				
OTHER - INVESTMENTS	29,384	43,401	28,000	28,000
TOTAL OTHER	<u>216,070</u>	<u>728,467</u>	<u>1,563,107</u>	<u>1,563,107</u>
TOTAL ONE-MILL FUND REVENUE AND OTHER	<u><u>1,370,082</u></u>	<u><u>1,982,963</u></u>	<u><u>2,845,607</u></u>	<u><u>2,845,607</u></u>

BUDGET DETAIL  
UNRESTRICTED ONE-MILL - EXPENDITURES

ITEM	ACTUAL 2006-2007 (A)	EST ACTUAL 2007-2008 (B)	PROPOSED 2008-2009 (C)	ADOPTED 2008-2009 (D)
EXPENDITURES BY PROGRAM				
INSTRUCTION--ALL OTHER				
SALARIES	3,336			
BENEFITS	863			
OPERATING EXPENSES	33,471	1,315	30,000	30,000
CAPITAL OUTLAY	313,035	211,976	400,000	400,000
TOTAL EXPENDITURES	350,705	213,291	430,000	430,000
INSTRUCTION--CONT.ED.				
SALARIES				
BENEFITS				
OPERATING EXPENSES				
CAPITAL OUTLAY				
TOTAL EXPENDITURES	0	0	0	0
INSTRUCTION--ABE,GED,ESL				
SALARIES				
BENEFITS				
OPERATING EXPENSES				
CAPITAL OUTLAY				
TOTAL EXPENDITURES	0	0	0	0
RESEARCH				
SALARIES				
BENEFITS				
OPERATING EXPENSES				
CAPITAL OUTLAY				
TOTAL EXPENDITURES	0	0	0	0
PUBLIC SERVICE--ALL OTHER				
SALARIES				
BENEFITS				
OPERATING EXPENSES				
CAPITAL OUTLAY				
TOTAL EXPENDITURES	0	0	0	0
PUBLIC SERVICE--COMM.SERV.				
SALARIES				
BENEFITS				
OPERATING EXPENSES				
CAPITAL OUTLAY				
TOTAL EXPENDITURES	0	0	0	0

BUDGET DETAIL  
UNRESTRICTED ONE-MILL - EXPENDITURES

ITEM	ACTUAL 2006-2007 (A)	EST ACTUAL 2007-2008 (B)	PROPOSED 2008-2009 (C)	ADOPTED 2008-2009 (D)
ACADEMIC SUPPORT				
SALARIES				
BENEFITS				
OPERATING EXPENSES	6,703	0	12,000	12,000
CAPITAL OUTLAY	17,400	7,713	50,000	50,000
TOTAL EXPENDITURES	<u>24,103</u>	<u>7,713</u>	<u>62,000</u>	<u>62,000</u>
STUDENT SERVICES				
SALARIES				
BENEFITS				
OPERATING EXPENSES				
CAPITAL OUTLAY			20,000	20,000
TOTAL EXPENDITURES	<u>0</u>	<u>0</u>	<u>20,000</u>	<u>20,000</u>
INSTITUTIONAL SUPPORT				
SALARIES	68,197	81,282	84,533	84,533
BENEFITS	28,479	35,753	42,508	42,508
OPERATING EXPENSES	15,764	9,731	20,898	20,898
CAPITAL OUTLAY	6,241	1,527	130,000	130,000
TOTAL EXPENDITURES	<u>118,681</u>	<u>128,293</u>	<u>277,939</u>	<u>277,939</u>
OPERATION/MAINTENANCE PLANT				
SALARIES				
BENEFITS				
OPERATING EXPENSES	58,900	77,696	100,000	100,000
CAPITAL OUTLAY	132,627	20,863	600,000	600,000
TOTAL EXPENDITURES	<u>191,527</u>	<u>98,559</u>	<u>700,000</u>	<u>700,000</u>
SCHOLARSHIPS AND FELLOWSHIPS				
OPERATING EXPENSES				
TOTAL EXPENDITURES				
TOTAL EXPENDITURES	685,016	447,856	1,489,939	1,489,939
MANDATORY TRANSFERS				
NON-MANDATORY TRANSFERS				
TOTAL TRANSFERS	<u>0</u>	<u>0</u>	<u>0</u>	<u>0</u>
TOTAL ONE-MILL FUND EXP. AND TRANS	<u>685,016</u>	<u>447,856</u>	<u>1,489,939</u>	<u>1,489,939</u>

ANNUAL BUDGET SUMMARY  
RESTRICTED CURRENT FUNDS

ITEM	ACTUAL 2006-2007 (A)	EST ACTUAL 2007-2008 (B)	PROPOSED 2008-2009 (C)	ADOPTED 2008-2009 (D)
REVENUE:				
FEDERAL GRANT AND CONTRACTS	2,272,259	4,653,642	8,950,000	8,950,000
STATE GRANT AND CONTRACTS	1,791,157	583,303	1,465,000	1,465,000
LOCAL GRANTS AND CONTRACTS	160,545	229,017	273,100	273,100
PRIVATE GIFTS/GRANTS/CONTRACTS	221,227	471,392	1,395,000	1,395,000
TOTAL REVENUE	<u>4,445,188</u>	<u>5,937,354</u>	<u>12,083,100</u>	<u>12,083,100</u>
OTHER FUNDING SOURCES:				
CARRYOVER				
TRANSFERS				
OTHER				
TOTAL OTHER	<u>0</u>	<u>0</u>	<u>0</u>	<u>0</u>
TOTAL RESTR. FUNDS REVENUE AND OTHER	<u>4,445,188</u>	<u>5,937,354</u>	<u>12,083,100</u>	<u>12,083,100</u>
EXPENDITURES BY PROGRAM:				
INSTRUCTION	1,101,196	1,595,910	7,186,700	7,186,700
RESEARCH	54,953	58,304	61,000	61,000
PUBLIC SERVICE	10,316	87,120	100,000	100,000
ACADEMIC SUPPORT	195,691	271,151	224,000	224,000
STUDENT SERVICES	416,562	628,702	837,000	837,000
INSTITUTIONAL SUPPORT	0	0	0	0
OPERATIONS & MAINTENANCE OF PLANT	0	0	0	0
SCHOLARSHIPS & FELLOWSHIPS	2,666,470	3,296,167	3,674,400	3,674,400
TOTAL EXPENDITURES	<u>4,445,188</u>	<u>5,937,354</u>	<u>12,083,100</u>	<u>12,083,100</u>
MANDATORY TRANSFERS				
NON-MANDATORY TRANSFERS				
TOTAL TRANSFERS	<u>0</u>	<u>0</u>	<u>0</u>	<u>0</u>
TOTAL RESTRICTED EXP. & TRANSFERS	<u>4,445,188</u>	<u>5,937,354</u>	<u>12,083,100</u>	<u>12,083,100</u>
EXPENDITURES BY SERIES:				
SALARIES	929,022	1,203,049	1,498,941	1,498,941
BENEFITS	239,799	345,014	360,500	360,500
OPERATING EXPENSES	3,222,670	4,076,781	5,388,659	5,388,659
CAPITAL OUTLAY	53,697	312,510	4,835,000	4,835,000
TOTAL EXPENDITURES	<u>4,445,188</u>	<u>5,937,354</u>	<u>12,083,100</u>	<u>12,083,100</u>
MANDATORY TRANSFERS				
NON-MANDATORY TRANSFERS				
TOTAL TRANSFERS	<u>0</u>	<u>0</u>	<u>0</u>	<u>0</u>
TOTAL RESTRICTED EXP. & TRANSFERS	<u>4,445,188</u>	<u>5,937,354</u>	<u>12,083,100</u>	<u>12,083,100</u>
NET INCREASE (DECREASE)	0	0	0	0

BUDGET DETAIL  
RESTRICTED CURRENT FUNDS - REVENUES

ITEM	ACTUAL 2006-2007 (A)	EST ACTUAL 2007-2008 (B)	PROPOSED 2008-2009 (C)	ADOPTED 2008-2009 (D)
REVENUE:				
FEDERAL GRANTS AND CONTRACTS	2,272,259	4,653,642	8,950,000	8,950,000
STATE GRANTS AND CONTRACTS	1,791,157	583,303	1,465,000	1,465,000
LOCAL GRANTS AND CONTRACTS	160,545	229,017	273,100	273,100
PRIVATE GIFTS/GRANTS/CONTRACTS	221,227	471,392	1,395,000	1,395,000
TOTAL REVENUE	<u>4,445,188</u>	<u>5,937,354</u>	<u>12,083,100</u>	<u>12,083,100</u>
OTHER FUNDING SOURCES:				
CARRYOVER				
TRANSFERS				
OTHER				
TOTAL OTHER	<u>0</u>	<u>0</u>	<u>0</u>	<u>0</u>
TOTAL RESTR. FUNDS REVENUE AND OTHER	<u><u>4,445,188</u></u>	<u><u>5,937,354</u></u>	<u><u>12,083,100</u></u>	<u><u>12,083,100</u></u>

BUDGET DETAIL  
RESTRICTED CURRENT FUNDS EXPENDITURES

ITEM	ACTUAL 2006-2007 (A)	EST ACTUAL 2007-2008 (B)	PROPOSED 2008-2009 (C)	ADOPTED 2008-2009 (D)
EXPENDITURES BY PROGRAM				
INSTRUCTION--ALL OTHER				
SALARIES	171,156	245,328	450,000	450,000
BENEFITS	45,161	61,046	110,000	110,000
OPERATING EXPENSES	372,960	454,446	1,222,700	1,222,700
CAPITAL OUTLAY	26,337	252,533	4,800,000	4,800,000
TOTAL EXPENDITURES	615,614	1,013,353	6,582,700	6,582,700
INSTRUCTION--CONT.ED.				
SALARIES	0	0		
BENEFITS	0	0		
OPERATING EXPENSES	0	0		
CAPITAL OUTLAY				
TOTAL EXPENDITURES	0	0	0	0
INSTRUCTION--ABE,GED,ESL				
SALARIES	348,160	416,016	425,000	425,000
BENEFITS	95,951	123,186	110,000	110,000
OPERATING EXPENSES	37,339	43,355	64,000	64,000
CAPITAL OUTLAY	4,132		5,000	5,000
TOTAL EXPENDITURES	485,582	582,557	604,000	604,000
RESEARCH				
SALARIES	29,413	27,292	35,000	35,000
BENEFITS	2,797	2,698	6,500	6,500
OPERATING EXPENSES	15,536	6,037	14,500	14,500
CAPITAL OUTLAY	7,207	22,277	5,000	5,000
TOTAL EXPENDITURES	54,953	58,304	61,000	61,000
PUBLIC SERVICE--ALL OTHER				
SALARIES				
BENEFITS				
OPERATING EXPENSES				
CAPITAL OUTLAY				
TOTAL EXPENDITURES	0	0	0	0
PUBLIC SERVICE--COMM.SERV.				
SALARIES	4,259	38,652	40,000	40,000
BENEFITS	811	12,963	12,000	12,000
OPERATING EXPENSES	5,246	28,570	48,000	48,000
CAPITAL OUTLAY		6,935		
TOTAL EXPENDITURES	10,316	87,120	100,000	100,000

BUDGET DETAIL  
RESTRICTED CURRENT FUNDS EXPENDITURES

ITEM	ACTUAL 2006-2007 (A)	EST ACTUAL 2007-2008 (B)	PROPOSED 2008-2009 (C)	ADOPTED 2008-2009 (D)
<b>ACADEMIC SUPPORT</b>				
SALARIES	63,403	85,844	80,000	80,000
BENEFITS	22,503	28,721	20,000	20,000
OPERATING EXPENSES	109,785	156,586	119,000	119,000
CAPITAL OUTLAY	0	0	5,000	5,000
<b>TOTAL EXPENDITURES</b>	<b>195,691</b>	<b>271,151</b>	<b>224,000</b>	<b>224,000</b>
<b>STUDENT SERVICES</b>				
SALARIES	234,735	320,715	405,000	405,000
BENEFITS	72,576	116,400	102,000	102,000
OPERATING EXPENSES	93,230	160,822	310,000	310,000
CAPITAL OUTLAY	16,021	30,765	20,000	20,000
<b>TOTAL EXPENDITURES</b>	<b>416,562</b>	<b>628,702</b>	<b>837,000</b>	<b>837,000</b>
<b>INSTITUTIONAL SUPPORT</b>				
SALARIES				
BENEFITS				
OPERATING EXPENSES				
CAPITAL OUTLAY				
<b>TOTAL EXPENDITURES</b>	<b>0</b>	<b>0</b>	<b>0</b>	<b>0</b>
<b>OPERATION/MAINTENANCE PLANT</b>				
SALARIES				
BENEFITS				
OPERATING EXPENSES				
CAPITAL OUTLAY				
<b>TOTAL EXPENDITURES</b>	<b>0</b>	<b>0</b>	<b>0</b>	<b>0</b>
<b>SCHOLARSHIPS AND FELLOWSHIPS</b>				
SALARIES - WORKSTUDY	77,896	69,202	63,941	63,941
OPERATING EXPENSES	2,588,574	3,226,965	3,610,459	3,610,459
<b>TOTAL EXPENDITURES</b>	<b>2,666,470</b>	<b>3,296,167</b>	<b>3,674,400</b>	<b>3,674,400</b>
<b>TOTAL RESTRICTED FUNDS EXP.</b>	<b>4,445,188</b>	<b>5,937,354</b>	<b>12,083,100</b>	<b>12,083,100</b>
<b>MANDATORY TRANSFERS</b>				
<b>NON-MANDATORY TRANSFERS</b>				
<b>TOTAL TRANSFERS</b>	<b>0</b>	<b>0</b>	<b>0</b>	<b>0</b>
<b>TOTAL RESTRICTED FUNDS EXP. &amp; TRANSFERS</b>	<b>4,445,188</b>	<b>5,937,354</b>	<b>12,083,100</b>	<b>12,083,100</b>

ANNUAL BUDGET SUMMARY  
PLANT FUNDS

ITEM	ACTUAL 2006-2007 (A)	EST ACTUAL 2007-2008 (B)	PROPOSED 2008-2009 (C)	ADOPTED 2008-2009 (D)
REVENUE:				
STUDENT FEES	0	0	0	0
STATE APPROPRIATIONS	3,675,708	313,382	2,811,951	2,811,951
INTEREST INCOME	231,039	163,159	175,000	175,000
OTHER	300,320	397,342	250,000	250,000
TOTAL REVENUE	<u>4,207,067</u>	<u>873,883</u>	<u>3,236,951</u>	<u>3,236,951</u>
OTHER FUNDING SOURCES:				
CARRYOVER	1,374,173	4,012,577	1,594,590	1,594,590
BORROWINGS				
TRANSFERS				
OTHER				
TOTAL OTHER	<u>1,374,173</u>	<u>4,012,577</u>	<u>1,594,590</u>	<u>1,594,590</u>
TOTAL PLANT FUNDS REVENUE AND OTHER	<u>5,581,240</u>	<u>4,886,460</u>	<u>4,831,541</u>	<u>4,831,541</u>
EXPENDITURES BY PROGRAM:				
LAND ACQUISITION	0	0	0	0
FEES	0	0	0	0
NEW CONSTRUCTION	0	0	0	0
REMODELING/RENOVATIONS	1,568,663	3,291,870	1,250,000	1,250,000
OTHER	0	0	0	0
TOTAL EXPENDITURES	<u>1,568,663</u>	<u>3,291,870</u>	<u>1,250,000</u>	<u>1,250,000</u>
MANDATORY TRANSFERS				
NON-MANDATORY TRANSFERS				
TOTAL TRANSFERS	<u>0</u>	<u>0</u>	<u>0</u>	<u>0</u>
TOTAL PLANT FUNDS EXP. AND TRANSFERS	<u>1,568,663</u>	<u>3,291,870</u>	<u>1,250,000</u>	<u>1,250,000</u>
EXPENDITURES BY SERIES:				
SALARIES	0	0	0	0
BENEFITS	0	0	0	0
OPERATING EXPENSES	0	0	0	0
CAPITAL OUTLAY	1,568,663	3,291,870	1,250,000	1,250,000
TOTAL EXPENDITURES	<u>1,568,663</u>	<u>3,291,870</u>	<u>1,250,000</u>	<u>1,250,000</u>
MANDATORY TRANSFERS				
NON-MANDATORY TRANSFERS				
TOTAL EXPENDITURES	<u>0</u>	<u>0</u>	<u>0</u>	<u>0</u>
TOTAL PLANT FUNDS EXP. AND TRANSFERS	<u>1,568,663</u>	<u>3,291,870</u>	<u>1,250,000</u>	<u>1,250,000</u>
NET INCREASE (DECREASE)	4,012,577	1,594,590	3,581,541	3,581,541

BUDGET DETAIL  
PLANT FUNDS--REVENUES

ITEM	ACTUAL 2006-2007 (A)	EST ACTUAL 2007-2008 (B)	PROPOSED 2008-2009 (C)	ADOPTED 2008-2009 (D)
REVENUE:				
STUDENT FEES				
DEBT SERVICE				
OTHER				
STATE APPROPRIATIONS				
MAJOR MAINTENANCE APPROPRIATION	3,362,326		2,498,569	2,498,569
MINERAL SEVERANCE	313,382	313,382	313,382	313,382
INTEREST INCOME	231,039	163,159	175,000	175,000
OTHER - GIFTS	300,320	397,342	250,000	250,000
TOTAL REVENUE	<u>4,207,067</u>	<u>873,883</u>	<u>3,236,951</u>	<u>3,236,951</u>
OTHER FUNDING SOURCES:				
CARRYOVER	1,374,173	4,012,577	1,594,590	1,594,590
BORROWINGS				
EXTERNAL AGENCIES				
OTHER FUNDS				
TRANSFERS				
OTHER				
TOTAL OTHER	<u>1,374,173</u>	<u>4,012,577</u>	<u>1,594,590</u>	<u>1,594,590</u>
TOTAL PLANT FUNDS REVENUE AND OTHER	<u><u>5,581,240</u></u>	<u><u>4,886,460</u></u>	<u><u>4,831,541</u></u>	<u><u>4,831,541</u></u>

BUDGET DETAIL  
PLANT FUNDS--EXPENDITURES

ITEM	ACTUAL 2006-2007 (A)	EST ACTUAL 2007-2008 (B)	PROPOSED 2008-2009 (C)	ADOPTED 2008-2009 (D)
EXPENDITURES BY PROGRAM				
LAND ACQUISITION				
SALARIES				
BENEFITS				
OPERATING EXPENSES				
CAPITAL OUTLAY				
TOTAL EXPENDITURES				
FEES				
SALARIES				
BENEFITS				
OPERATING EXPENSES				
CAPITAL OUTLAY				
TOTAL EXPENDITURES				
NEW CONSTRUCTION				
SALARIES				
BENEFITS				
OPERATING EXPENSES				
CAPITAL OUTLAY				
TOTAL EXPENDITURES	0	0	0	0
REMODELING/RENOVATIONS				
SALARIES				
BENEFITS				
OPERATING EXPENSES				
CAPITAL OUTLAY	1,568,663	3,291,870	1,250,000	1,250,000
TOTAL EXPENDITURES	1,568,663	3,291,870	1,250,000	1,250,000
OTHER				
SALARIES				
BENEFITS				
OPERATING EXPENSES				
CAPITAL OUTLAY				
TOTAL EXPENDITURES	0	0	0	0
TOTAL PLANT EXPENDITURES	1,568,663	3,291,870	1,250,000	1,250,000
MANDATORY TRANSFERS				
NON-MANDATORY TRANSFERS				
TOTAL TRANSFERS	0	0	0	0
TOTAL PLANT FUNDS EXP. AND TRANSFERS	<u>1,568,663</u>	<u>3,291,870</u>	<u>1,250,000</u>	<u>1,250,000</u>

ANNUAL BUDGET SUMMARY  
LOAN FUNDS

ITEM	ACTUAL 2006-2007 (A)	EST ACTUAL 2007-2008 (B)	PROPOSED 2008-2009 (C)	ADOPTED 2008-2009 (D)
REVENUE:				
LOAN PROGRAMS	28,059	28,646	23,000	23,000
TOTAL REVENUE	<u>28,059</u>	<u>28,646</u>	<u>23,000</u>	<u>23,000</u>
OTHER FUNDING SOURCES:				
CARRYOVER	540,292	588,410	639,423	639,423
TRANSFERS	21,189	23,687	20,000	20,000
OTHER				
TOTAL OTHER	<u>561,481</u>	<u>612,097</u>	<u>659,423</u>	<u>659,423</u>
TOTAL LOAN REV AND OTHER	<u><u>589,540</u></u>	<u><u>640,743</u></u>	<u><u>682,423</u></u>	<u><u>682,423</u></u>
EXPENDITURES BY PROGRAM:				
CIVIC LOAN	1,130	1,320	3,000	3,000
NDSL/NSL	0	0	0	0
TOTAL EXPENDITURES	<u>1,130</u>	<u>1,320</u>	<u>3,000</u>	<u>3,000</u>
MANDATORY TRANSFERS				
NON-MANDATORY TRANSFERS				
TOTAL TRANSFERS	<u>0</u>	<u>0</u>	<u>0</u>	<u>0</u>
TOTAL LOAN EXP. AND TFRS	<u><u>1,130</u></u>	<u><u>1,320</u></u>	<u><u>3,000</u></u>	<u><u>3,000</u></u>
EXPENDITURES BY SERIES:				
SALARIES	0	0	0	0
BENEFITS	0	0	0	0
OPERATING EXPENSES	1,130	1,320	3,000	3,000
CAPITAL OUTLAY	0	0	0	0
TOTAL EXPENDITURES	<u>1,130</u>	<u>1,320</u>	<u>3,000</u>	<u>3,000</u>
MANDATORY TRANSFERS				
NON-MANDATORY TRANSFERS				
TOTAL TRANSFERS	<u>0</u>	<u>0</u>	<u>0</u>	<u>0</u>
TOTAL LOAN EXP. AND TFRS	<u><u>1,130</u></u>	<u><u>1,320</u></u>	<u><u>3,000</u></u>	<u><u>3,000</u></u>
NET INCREASE (DECREASE)	588,410	639,423	679,423	679,423

BUDGET DETAIL  
LOAN FUND--REVENUE

ITEM	ACTUAL 2006-2007 (A)	EST ACTUAL 2007-2008 (B)	PROPOSED 2008-2009 (C)	ADOPTED 2008-2009 (D)
REVENUE:				
INTEREST	27,679	28,331	22,000	22,000
MISC.	380	315	1,000	1,000
NDSL/NSL COLLECTIONS				
TOTAL REVENUE	<u>28,059</u>	<u>28,646</u>	<u>23,000</u>	<u>23,000</u>
OTHER FUNDING SOURCES:				
CARRYOVER	540,292	588,410	639,423	639,423
TRANSFERS	21,189	23,687	20,000	20,000
OTHER				
TOTAL OTHER	<u>561,481</u>	<u>612,097</u>	<u>659,423</u>	<u>659,423</u>
TOTAL LOAN REVENUE AND OTHER	<u><u>589,540</u></u>	<u><u>640,743</u></u>	<u><u>682,423</u></u>	<u><u>682,423</u></u>

BUDGET DETAIL  
LOAN FUNDS--EXPENDITURES

ITEM	ACTUAL 2006-2007 (A)	EST ACTUAL 2007-2008 (B)	PROPOSED 2008-2009 (C)	ADOPTED 2008-2009 (D)
EXPENDITURES BY PROGRAM				
CIVIC LOAN				
SALARIES				
BENEFITS				
OPERATING EXPENSE	1,130	1,320	3,000	3,000
CAPITAL OUTLAY				
TOTAL EXPENDITURES	<u>1,130</u>	<u>1,320</u>	<u>3,000</u>	<u>3,000</u>
NDSL/NSL				
SALARIES				
BENEFITS				
OPERATING EXPENSE	0	0	0	0
CAPITAL OUTLAY				
TOTAL EXPENDITURES	<u>0</u>	<u>0</u>	<u>0</u>	<u>0</u>
TOTAL LOAN EXPENDITURES	1,130	1,320	3,000	3,000
MANDATORY				
NON-MANDATORY TRANSFERS				
TOTAL TRANSFERS	<u>0</u>	<u>0</u>	<u>0</u>	<u>0</u>
TOTAL LOAN FUND EXP. AND TRANSFERS	<u><u>1,130</u></u>	<u><u>1,320</u></u>	<u><u>3,000</u></u>	<u><u>3,000</u></u>

ANNUAL BUDGET SUMMARY  
ENDOWMENT FUNDS

ITEM	ACTUAL 2006-2007 (A)	EST ACTUAL 2007-2008 (B)	PROPOSED 2008-2009 (C)	ADOPTED 2008-2009 (D)
REVENUE:				
ENDOWMENT REVENUES	2,239,859	1,631,315	930,000	930,000
TOTAL REVENUE	<u>2,239,859</u>	<u>1,631,315</u>	<u>930,000</u>	<u>930,000</u>
OTHER FUNDING SOURCES:				
CARRYOVER	4,113,888	6,204,538	7,625,662	7,625,662
TRANSFERS				
OTHER				
TOTAL OTHER	<u>4,113,888</u>	<u>6,204,538</u>	<u>7,625,662</u>	<u>7,625,662</u>
TOTAL ENDOWMENT REVENUE AND OTHER	<u><u>6,353,747</u></u>	<u><u>7,835,853</u></u>	<u><u>8,555,662</u></u>	<u><u>8,555,662</u></u>
EXPENDITURES BY PROGRAM:				
ENDOWED SCHOL. & MEMORIALS	149,209	210,191	1,000,000	1,000,000
TOTAL EXPENDITURES	<u>149,209</u>	<u>210,191</u>	<u>1,000,000</u>	<u>1,000,000</u>
MANDATORY TRANSFERS				
NON-MANDATORY TRANSFERS				
TOTAL TRANSFERS	<u>0</u>	<u>0</u>	<u>0</u>	<u>0</u>
TOTAL ENDOWMENT EXP. AND TRANSFERS	<u><u>149,209</u></u>	<u><u>210,191</u></u>	<u><u>1,000,000</u></u>	<u><u>1,000,000</u></u>
EXPENDITURES BY SERIES:				
SALARIES	0	0	0	0
BENEFITS	0	0	0	0
OPERATING EXPENSES	149,209	210,191	1,000,000	1,000,000
CAPITAL OUTLAY	0	0	0	0
TOTAL EXPENDITURES	<u>149,209</u>	<u>210,191</u>	<u>1,000,000</u>	<u>1,000,000</u>
MANDATORY TRANSFERS				
NON-MANDATORY TRANSFERS				
TOTAL TRANSFERS	<u>0</u>	<u>0</u>	<u>0</u>	<u>0</u>
TOTAL ENDOWMENT EXP. AND TRANSFERS	<u><u>149,209</u></u>	<u><u>210,191</u></u>	<u><u>1,000,000</u></u>	<u><u>1,000,000</u></u>
NET INCREASE (DECREASE)	6,204,538	7,625,662	7,555,662	7,555,662

BUDGET DETAL  
ENDOWMENT FUND - REVENUE

ITEM	ACTUAL 2006-2007 (A)	EST ACTUAL 2007-2008 (B)	PROPOSED 2008-2009 (C)	ADOPTED 2008-2009 (D)
REVENUE:				
GIFTS	57,778	51,372	80,000	80,000
INTEREST	907,808	311,745	350,000	350,000
CHALLENGE MATCH APPROPRIATION	1,580,532	1,268,198	500,000	500,000
EXC IN HIGHER ED/RETURN TO STATE	(306,259)	0		
TOTAL REVENUE	<u>2,239,859</u>	<u>1,631,315</u>	<u>930,000</u>	<u>930,000</u>
OTHER FUNDING SOURCES:				
CARRYOVER	4,113,888	6,204,538	7,625,662	7,625,662
TRANSFERS				
OTHER				
TOTAL OTHER	<u>4,113,888</u>	<u>6,204,538</u>	<u>7,625,662</u>	<u>7,625,662</u>
TOTAL ENDOWMENT REVENUE AND OTHER	<u><u>6,353,747</u></u>	<u><u>7,835,853</u></u>	<u><u>8,555,662</u></u>	<u><u>8,555,662</u></u>

BUDGET DETAL  
ENDOWMENT FUND - EXPENDITURES

ITEM	ACTUAL 2006-2007 (A)	EST ACTUAL 2007-2008 (B)	PROPOSED 2008-2009 (C)	ADOPTED 2008-2009 (D)
EXPENDITURES BY PROGRAM				
SALARIES				
BENEFITS				
OPERATING EXPENSE	149,209	210,191	1,000,000	1,000,000
CAPITAL OUTLAY				
TOTAL EXPENDITURES	<u>149,209</u>	<u>210,191</u>	<u>1,000,000</u>	<u>1,000,000</u>
MANDATORY TRANSFERS				
NON-MANDATORY TRANSFERS				
TOTAL TRANSFERS	<u>0</u>	<u>0</u>	<u>0</u>	<u>0</u>
TOTAL ENDOWMENT EXP. AND TRANSFERS	<u><u>149,209</u></u>	<u><u>210,191</u></u>	<u><u>1,000,000</u></u>	<u><u>1,000,000</u></u>

BOND ISSUE SUMMARY  
 GENERAL OBLIGATIONS

2008-2009

NAME OF ISSUE	ISSUE DATE	DATE DUE	INTEREST RATE	AMOUNT OF ISSUE	BALANCE OUTSTANDING 7/1/2008	BOND RETIREMENT THIS PERIOD	INTEREST DUE THIS PERIOD
NO OUTSTANDING G.O. BONDS					\$0	\$0	\$0
TOTAL REQUIRED				\$0	\$0	\$0	\$0

STATEMENT OF BORROWING CAPACITY  
AS OF 1 JULY, 2008

Estimated Assessed Valuation of College District for the Budget Year	\$1,060,000,000
Debt Limit: 4% of Assessed Valuation	\$42,400,000
Less: Bond Principal Outstanding June 30, 2008	\$0
Less: Cash Balance on Hand for Payment of Bond Principal	\$0
	<hr/>
Outstanding Bonds Minus Cash Balance	\$0
Estimated Legal Debt Margin	<u>\$42,400,000</u>

BOND ISSUE SUMMARY  
REVENUE BONDS

2008-2009

NAME OF ISSUE	ISSUE DATE	DATE DUE	INTEREST RATE	AMOUNT OF ISSUE	BALANCE OUTSTANDING JUNE 30, 2008	BOND RETIREMENT THIS PERIOD	INTEREST DUE THIS PERIOD
Student Apartments	1970	10/1/2009	6.0%	\$300,000	\$24,000	\$17,000	930
<b>TOTAL REQUIRED</b>				<u>\$300,000</u>	<u>\$24,000</u>	<u>\$17,000</u>	<u>\$930</u>